

21st Century Community Learning Centers
Year-End Evaluation Report, 2024-2025

Hoosier Uplands

Orleans Elementary

Prepared by:



Mindy Hightower King, Ph.D
Danielle Sovinski, MPH

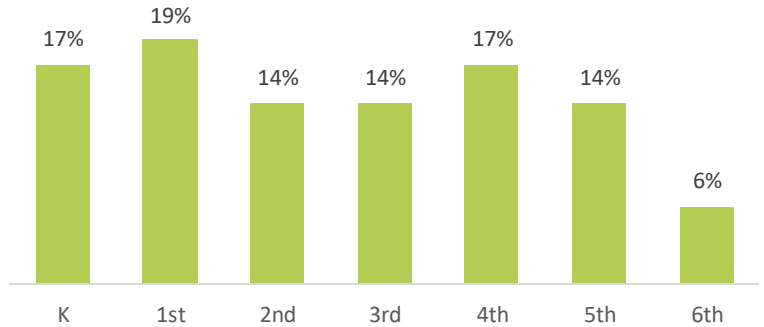
Hoosier Uplands Orleans Elementary

Site At-a-Glance

Proposed # of RAPs attending 45+ days	Actual Number of RAPs Served
30	52

GRADE LEVEL OF PARTICIPATING STUDENTS

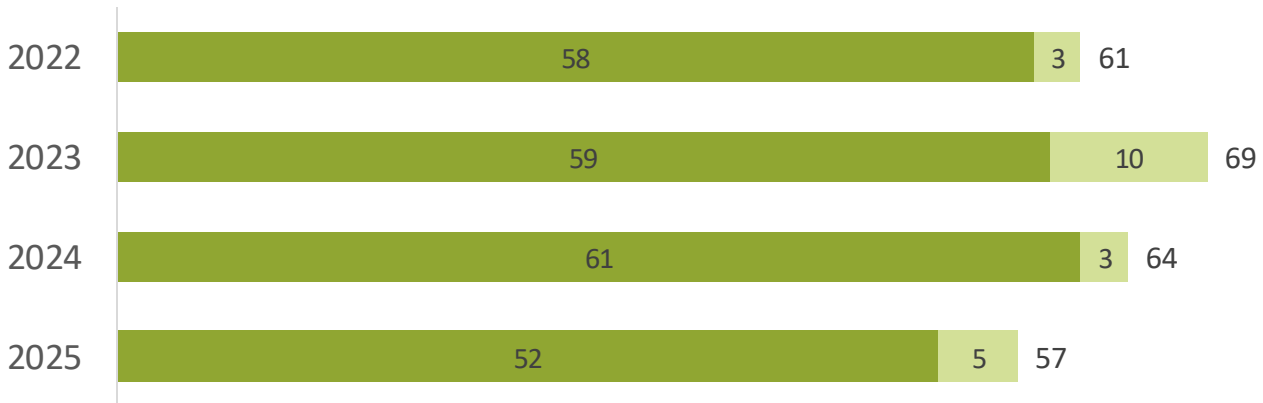
Among students attending 45+ days in 2024-2025



ATTENDANCE

During the 2024-2025 school year, the program served 52 students for 45+ days, exceeding the RAP goal of 30 students.

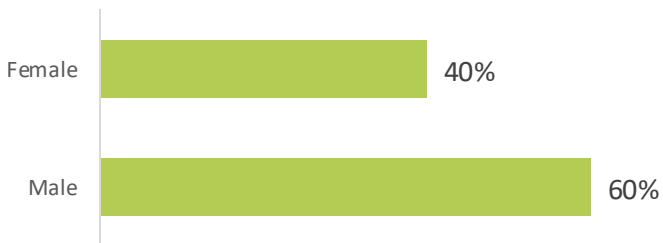
■ 45+ days ■ 0-44 days



DEMOGRAPHIC CHARACTERISTICS

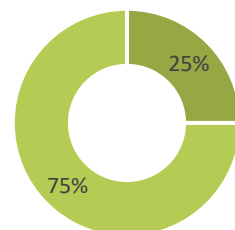
Of students attending 45+ days in 2024-2025

Gender



Eligibility for Free/Reduced Lunch

■ Free/Reduced ■ Not Eligible



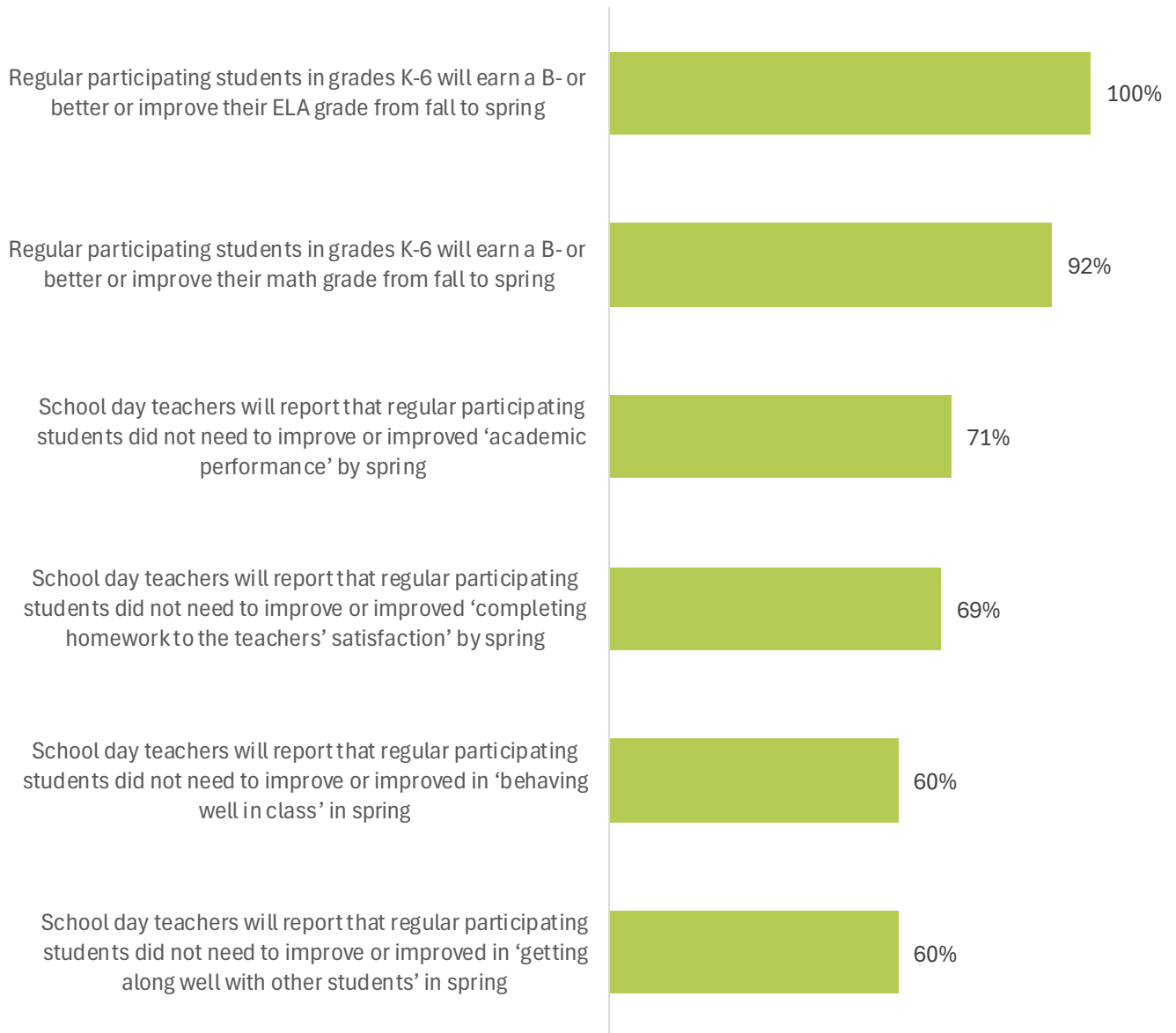
Hoosier Uplands Orleans Elementary

STUDENT SUCCESS

Academic and social/behavioral outcomes were measured for students who attended 45+ days in 2024-2025.

Highlights:

- **ELA Academic Performance:** 100% of students earned a B- or better or improved their ELA grade.
- **Math Academic Performance:** 92% of students earned a B- or better or improved their Math grade.
- **Classroom Academic Performance:** 71% of students improved or did not need to improve academic performance as reports by teachers.

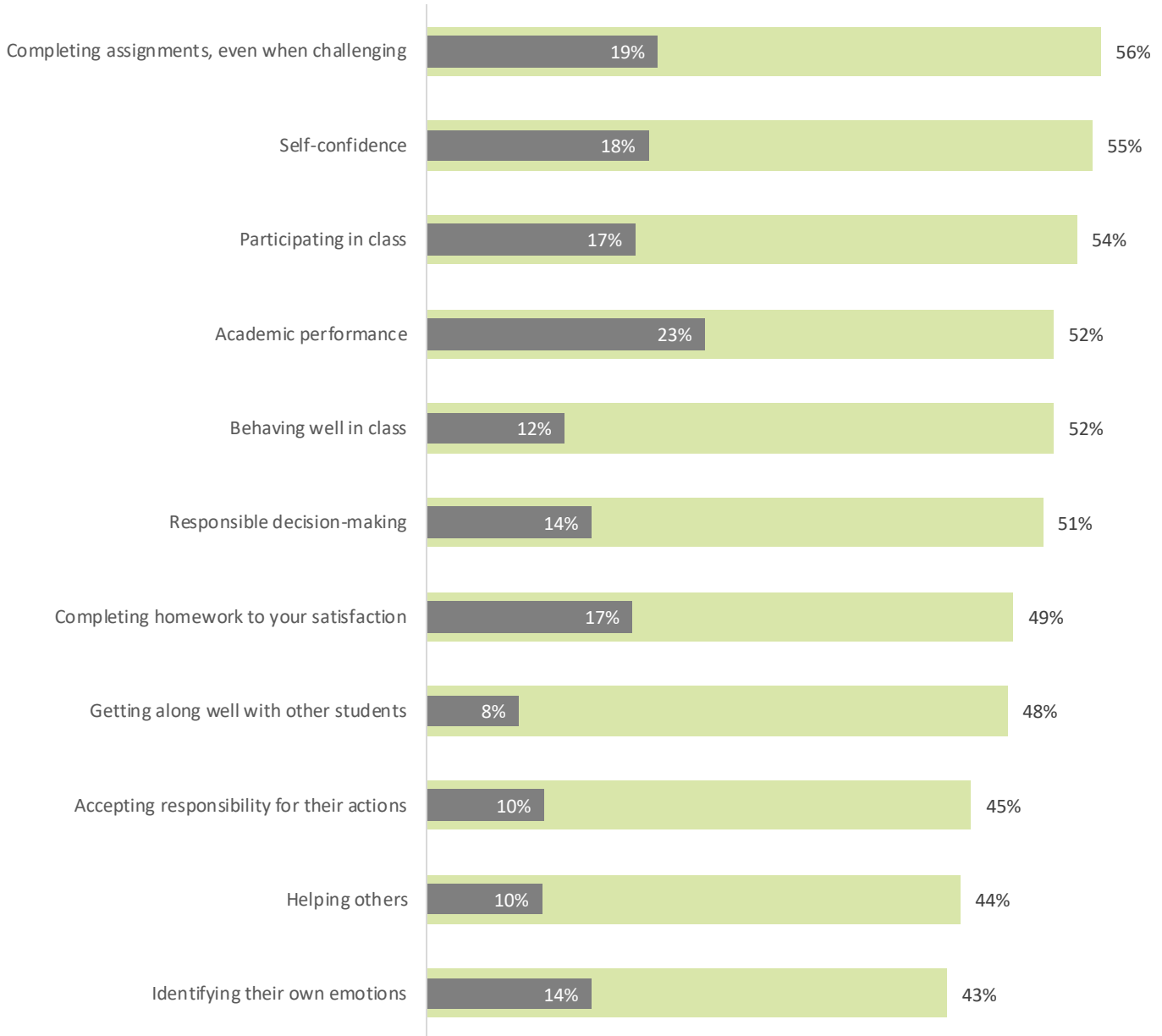


Orleans Elementary

Teacher Ratings of Student's Classroom Behaviors

Teacher survey data were available for 100% (n=52) of regularly participating students.

■ % of Students who Needed Improvement ■ % of Students who Improved



Orleans Elementary

Performance Measure Progress

NOTE: Performance measure data include students who attended 45+ days.

Outcome
Target
Achieved

Academic Outcomes		2022	2023	2024	2025
75%	of regular participating students in grades K-6 will earn a B- or better or improve their ELA grade from fall to spring.	78%	96%	98%	100%
75%	of regular participating students in grades K-6 will earn a B- or better or improve their math grade from fall to spring.	94%	89%	98%	92%
60%	of teachers will report that regular participating students improved or did not need to improve "academic performance" by spring.	56%	72%	67%	71%
60%	of teachers will report that regular participating students improved or did not need to improve "completing homework to the teachers' satisfaction" by spring.	53%	78%	82%	69%
Social/Behavioral Outcomes		2022	2023	2024	2025
60%	of teachers will report that regular participating students improved or did not need to improve "getting along well with other students" by spring.	53%	72%	66%	60%
60%	of teachers will report that regular participating students improved or did not need to improve "behaving well in class" by spring.	56%	69%	64%	60%
Family Engagement		2022	2023	2024	2025
60%	of parents will report on the spring parent surveys that they have helped with their child's schoolwork.	67%	86%	96%	80%
50%	of parents will report that they have engaged in educational activities with their children.	--	54%	54%	73%

-- Data Not Available



Hoosier Uplands Orleans Elementary

Family Survey Results

15
Parent Surveys
Collected

How do parents rate the quality and benefits of the afterschool program?

Parent Ratings of Staff and Program Leaders	Agree	Strongly Agree	Agree + Strongly Agree
Staff and program leaders care about my child	20%	80%	100%
Staff and program leaders listen to my concerns	20%	80%	100%
My child enjoys spending time with staff and program leaders	13%	87%	100%
Staff members communicate with me about the program	13%	87%	100%
Staff and program leaders are good role models for my child	20%	80%	100%

Parent-Child Engagement Strategies	Often	Always	Often + Always
Help my child with his/her schoolwork	13%	67%	80%
Confirm that my child has finished his/her homework	13%	80%	93%
Talk with my child about what he/she is learning in school	13%	80%	93%

Participant Benefits	Agree	Strongly Agree	Agree + Strongly Agree
Connect with other students	13%	87%	100%
Connect with afterschool staff members	13%	87%	100%
Receive academic or homework help	20%	80%	100%
Feel like they belong to something	20%	80%	100%
Maintain and/or improve his or her grades in school	20%	80%	100%

Family Engagement Activities	Often	Always	Often + Always
Complete provided Family Engagement Activities with my child	20%	53%	73%

Family Engagement Strategies	Agree	Strongly Agree	Agree + Strongly Agree
The activities help me engage with my child at home.	53%	47%	100%
The activities are easy to do at home.	47%	53%	100%
My family look forward to the activities each month.	43%	43%	86%



Orleans Elementary

Family Survey Results

Comments from Parents/Families:

What else could the afterschool program do to support your child and your family?

- Keep up the good work.
- No suggestions, great program.

Orleans Elementary

Student Survey Results (Grades 3+)

How do students in grades 3+ rate the benefits of the program?

23
Surveys
Completed

Students Agree that the Afterschool Program Helped Them...	A Little	A Lot	A Little + A Lot
Work well in groups.	44%	35%	78%
Get along with other students that are different from me.	48%	30%	78%
Make and keep friends.	30%	44%	74%
Make better decisions.	39%	30%	70%
Listen to other students' ideas.	35%	44%	78%
Become a leader.	18%	46%	64%
Get better grades in school.	30%	30%	61%
Stay out of trouble at school.	17%	48%	65%
Get help with homework.	23%	27%	50%
Be happy, even when things are hard.	39%	17%	57%



Orleans Elementary

Student Survey Results (Grades 3+)

Student's Favorite Part of the Program

- Free time
- Science experiments
- Playing with friends/seeing friends
- The teachers
- Enrichment

Students Would Like to Change the Following Things About the Program

- No enrichment
- I like it the way it is
- Less loud staff
- Homework time
- Change mean teachers
- We get to keep our backpacks
- People with no homework can go outside and play

Orleans Elementary

Student Survey Results (Grades K-2)

How do K-2nd grade students rate the quality and benefits of the program site?

24
Surveys
Completed

Student Afterschool Program Ratings



Not at all



Somewhat



A Lot

How much do you like going to the afterschool program?

13%

29%

58%

How much does the afterschool program help you with your school work?

4%

17%

79%

How much does the afterschool program help you when you are sad?

8%

25%

67%

How much does the afterschool program help you make friends?

4%

42%

54%